



MOSER
ENGINEERING


Visit us on the web at
www.moserengineering.com

102 Performance Drive Portland, IN 47371
Ph#:(260)726-6689 Fax#:(260)726-4159

Instructions for modifying 1987-1992 Factory Camaro/Firebird Disc Brakes to fit 9" Ford Housings

A.

DISC BRAKE BRACKET

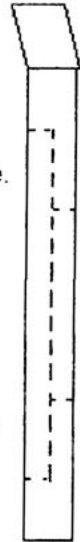


Bore out the existing hole in the bracket to 3.150 or larger so it can slide over the bearing.

◆ This usually is the preferred method. That way, if needed, you can remove the bracket without removing the bearing.

OR

DISC BRAKE BRACKET



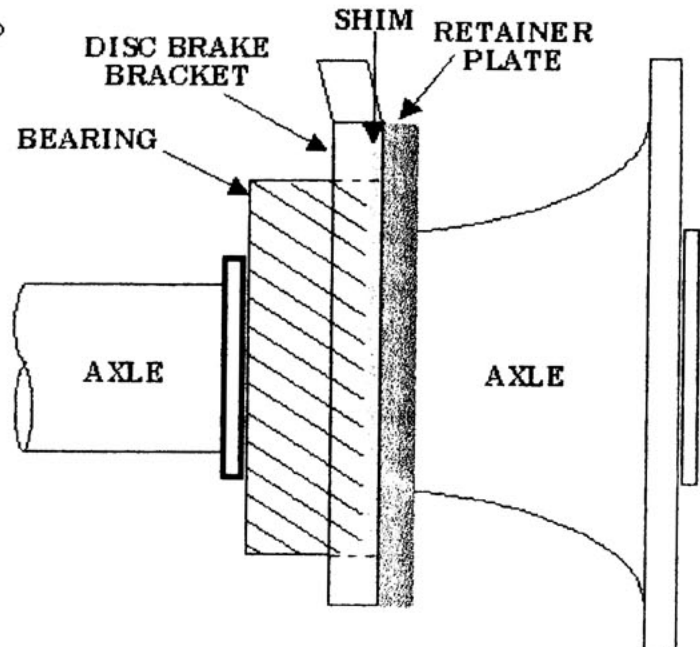
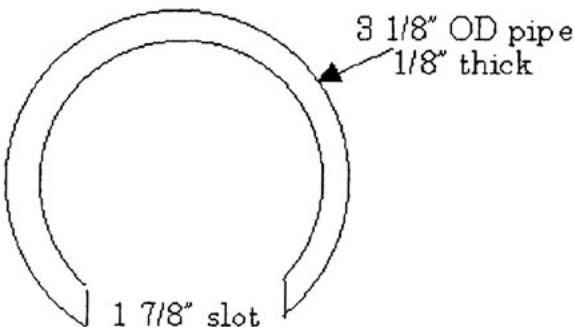
Counterbore the bracket and use it as a retainer plate.

The counterbore should be 3.150 ID x 1/8" deep.

B. Use an old bearing in the housing end to transfer the Ford housing end bolt pattern to the GM bracket.

C.

The Ford bearing sticks out of the housing 1/8". For that reason, you will need to make an 1/8" shim to take up the end play.



The shim should be slotted so it can be slipped on the axle behind the bearing.