




INSTALLATION INSTRUCTIONS
Front Stabilizer Bar
2005 MUSTANG



TORQUE TABLE

BOLT SIZE: 3/8" = 20-30 ft. lbs. - 7/16" = 35-45 ft. lbs. - 1/2" = 50-70 ft. lbs. - 9/16" = 70-90 ft. lbs.

SAFETY: BEFORE STARTING YOUR INSTALLATION, BE SURE TO SET PARKING BRAKE AND CHOCK THE WHEELS.

NOTE: TO EASE INSTALLATION AND TO PROPERLY ADJUST BAR, THE WEIGHT OF THE VEHICLE MUST BE ON THE SUSPENSION, AS IF DRIVING DOWN THE ROAD. DO NOT RAISE THE VEHICLE BY THE FRAME.

NOTE: THIS UNIT IS DESIGNED TO MOUNT USING THE FACTORY U-PLATE MOUNTING HARDWARE AND THE FACTORY MOUNTED END LINKS

1. Remove the factory mounted sway bar. Do not discard the factory u-plates mounting bolts, they will be used to install the new front sway bar. This installation will also require the factory end link assemblies and mounting hardware.
2. Install the D-shaped poly bushings on the new sway bar as close a position as the factory sway bar. See **photo (2)**.
3. Raise the sway bar and attach to the vehicles frame with the U-plates supplied and the mounting hardware removed in **STEP (1)**. **Leave loose to allow for adjustment.**
4. Raise the arms of the sway and attach the outermost hole to the factory mounted end links using the factory mounting hardware. See **photo (3)**.
5. With the sway bar properly aligned and the end links are straight up and down re-torque all mounting hardware to the factory specifications. Check for clearance for steering linkages, electrical wires, brake and fuel lines.
6. Test drive your vehicle and recheck your installation re-torque if needed. Re-check your installation on a monthly regular basis thereafter.
7. **Notice in photo (4) the sway bars arms have three (3) mounting holes. Attatching the sway bar on the outer hole will be the mildest setting. Relocating the attachment to the inner holes will make the bar more aggressive. We recommend starting with the outer mounting hole as shown in photo (4) until you are accustomed to the vehicles new handling characteristics.**

ATTENTION INSTALLER: BE SURE THAT THE CUSTOMER RECEIVES THIS INSTRUCTION SHEET, ALL IMORTANT NOTE CARDS AND THE WARRANTY FORM

**PARTS LIST
FSB # 6705
2005 MUSTANG**

PART #	QTY	DESCRIPTION
21206705	1	1-3/8" SWAY BAR
20906705	1	COMPLETION KIT #-6705
20800776	2	U-PLATE
111000876	2	1-3/8" POLY BUSHING
119000599	1	ACCRO SEAL LUBE
135006705	1	INSTRUCTION SHEET (R-6705)